

PCS260/PCS265

4G/3G/2G/GSM Communicator Modules



Description

The PCS260/265 delivers 4G/3G/2G communication or GSM reporting data exchange solutions for Paradox systems. It provides reliable reporting and two-way communication between Paradox control panels and their respective monitoring stations, as well as personal messaging.

The PCS260/265 can also offer SMS reporting as backup. It is future ready, supporting access from Paradox smartphone applications. In addition, it supports remote control capabilities allowing you to arm and disarm with text message (SMS). The PCS260/PCS265 can send SMS text messages as back up or parallel reporting.

The PCS260/PCS265 is simple to install via four-wire serial connection up to 2m (6ft) from the panel, or up to 100m using RS485 to connect the PCS265. The PCS modules provide optional antenna cable extensions to help improve reception, if required.

The PCS265 provides an easy and secured remote installation from the panel, connected via RS485 bus up to 100m (300ft) from the panel, while a lithium backup battery provides sufficient power to communicate on the cellular network in normal operation; when disconnected from the panel, it will signal loss supervision to the monitoring station. Battery will be charged to provide power when connected with popular 18 gauge wire up to 100m, eliminating the need for costly external power supply. On the panel side, a serial to RS485 converter (CVT485) should be used.

Features

- ▶ 4G (3.75G)/3G/2G reporting data to IPR512 or IPRS-7 receivers
- ▶ 3G/2G auto connect if 4G not available
- ▶ Two SIM cards support for provider redundancy
- ▶ Control panel communication supervision
- ▶ Future ready (third quarter 2016) for smartphone application access
- ▶ Arm or disarm the system via text message (SMS) to the PCS260/265
- ▶ 4-wire installation
- ▶ Dual tamper switch (wall and cover removal)
- ▶ Encrypted communication (128-bit AES)


PCS265 Added Features:

- ▶ Li-ion battery (included) allows operation when panel power is lost for backup reporting
- ▶ RS-485 connection to panel (one CVT485 included), allows 100m/300ft with battery charge
- ▶ Will report panel loss in case of cut wires or loss of power

Optional Accessories


► Antenna Extensions

Both PCS modules are equipped with an on-board antenna allowing it to be installed separately from the panel. To increase RF reception, an optional external antenna can be installed with an extension cable. Extension cables available: 2m (6ft), 4m (12ft), 7m (24ft), 15m (48ft), or 18m (60ft).



► CVT485 Module

A CVT485 Plug-in RS485 Converter can be used with the PCS265 allowing connection of the PCS265 up to 300m (1000ft) from the control panel.

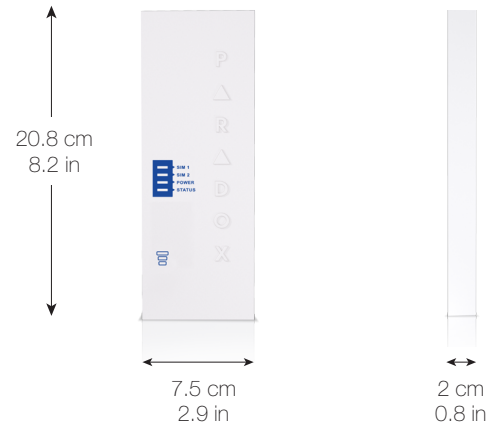


► Battery

The PCS265 offers a 3.7V Li-Ion battery that provides 1 hour online communication on the cellular network when fully charged.



PCS260 Dimensions



Technical Specifications

Worldwide Model	PCS260E, PCS265E UMTS/HSDPA 900/2100Mhz, GSM/GPRS/Edge 850/900/1800/1900Mhz
Americas Model	PCS260A, PCS265A HSDPA/WCDMA 850/1900Mhz
Voltage Input	12 VDC nominal
Current Consumption during GPRS/GSM transmission	60 mA standby, 300 mA maximum
Encryption	128-bit (AES)
Humidity	0 – 90% non-condensing
Operating Temperature	-20 to 50 °C (-4 to 122 °F)
Dimensions / Weight	20.8 x 7.5 x 2 cm (8.2 x 2.9 x 0.8 in.)
Certification	PCS260E, PCS265E EN 50131-10, EN 50136-1-2 and EN 50130-4-5; Grade 3, Class II